


# IUCLID 6





# IUCLID 6

Update and migration instructions

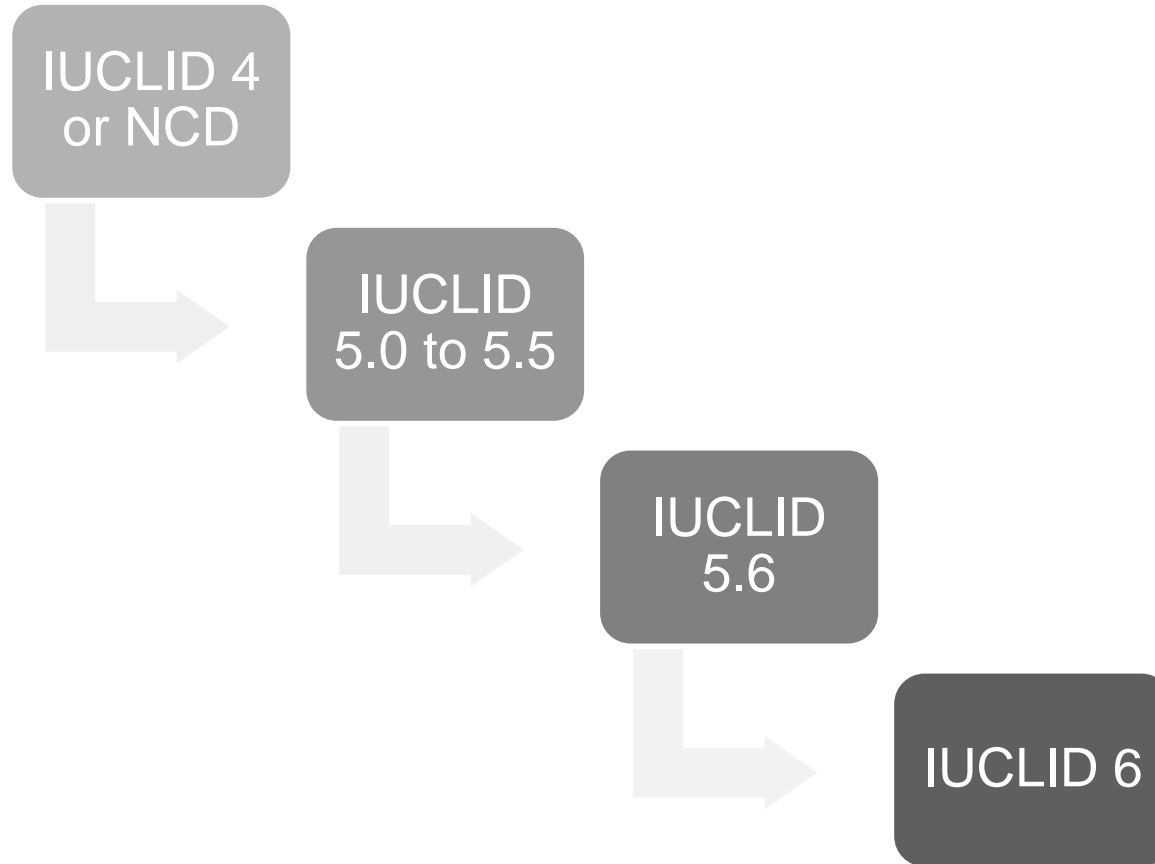
*15 November 2017*



IUCLID 6 is developed by the European  
Chemicals Agency in association with the OECD



Different processes depending on your starting point



## From IUCLID 4 or NCD (New Chemicals Database)

- Download IUCLID 5.1.1 Portable version from the IUCLID 6 website
- Use the Migration tool for SNIF or IUCLID 4 data to convert your files to IUCLID 5 files (.i5z files)
- From there, follow the process 'Update from IUCLID 5.x'

### Archive IUCLID 5

ECHA is providing the products available below as a courtesy to users that need to use products no longer supported by ECHA. These products may have various bugs and possibly security issues. ECHA recommends these products be used in a live, production environment. Any use of products provided by ECHA assumes no responsibility for any resulting problems.

### IUCLID 5 documentation

#### Frequently Asked Questions

- [Frequently Asked Questions and known issues for IUCLID 5](#)

#### Manuels

- [End user manual](#) (21.2 MB)
- [Getting started manual](#) (1.5 MB)
- Additional tools and plugins
  - [SNIF migration tool](#) (only v4)
  - [Query tool plug-in](#) (<1 MB)

#### License agreement

- [License agreement](#) (<1 MB)

#### IUCLID 5 format

- The different versions of the IUCLID 5 format definitions, from version 5.0 to 5.5 can be found [here](#)

#### Download and migration from older versions than IUCLID 6



<https://iuclid6.echa.europa.eu/archive-iuclid-5>

## From IUCLID 5.0 to 5.5

- Export all data from IUCLID 5.x (substances, mixtures, categories, templates, dossiers)
- Download and run the IUCLID 5.6 portable version
- Import all your data to IUCLID 5.6
- From there, follow the process 'Update from IUCLID 5.6'

### Archive IUCLID 5

ECHA is providing the products available below as a courtesy to users that need to use longer supported by ECHA. These products may have various bugs and possibly security issues. ECHA recommends these products be used in a live, production environment. Any use of products provided by ECHA assumes no responsibility for any resulting problems.

#### IUCLID 5 documentation

##### Frequently Asked Questions

- [Frequently Asked Questions and known issues for IUCLID 5](#) (7.4 MB)

##### Manuals

- [End user manual](#) (21.2 MB)
- [Getting started manual](#) (1.5 MB)
- [Additional tools and plugins](#)
  - [SNIF migration tool](#) (only with IUCLID 5.4)
  - [Query tool plug-in](#) (<1 MB)

##### License agreement

- [License agreement](#) (<1 MB)

##### IUCLID 5 format

- The different versions of the IUCLID 5 format definitions, from version 5.0 to 5.5 can be found in the [archive](#).

##### Download and migration from older versions than IUCLID 6



<https://iuclid6.echa.europa.eu/archive-iuclid-5>

## From IUCLID 5.6

- Desktop
  - Use the installer and enter the connection details to your IUCLID 5.6 database
- Server
  - Export all your data from the IUCLID 5.6 instance (substances, mixtures, categories, templates, dossiers)
  - Import all in a new installation of IUCLID 6 (migration will happen during import)
  - It is recommended to set-up the IUCLID 6 instance beforehand and to create the users as well

### Download Software

› Cloud, Desktop or Server - which version of IUCLID is best for me?

› IUCLID 6 installer and updater: which one should I download?

### Available downloads

The latest version of IUCLID 6 is 6.2.0, released on Tuesday 15<sup>th</sup> of

In connection with your IUCLID 5.6 instance, you might want to consult the

■ **IUCLID 6 Desktop installer**: this download provides all you need to

📦 Windows 64-bit (621 MB) | 📦 Windows 32-bit (642 MB)

■ **IUCLID 6 Server**: this download contains all necessary software to  
using client-server architecture, including its application server.

📦 Download (552 MB)

<https://iuclid6.echa.europa.eu/download>

## Update from IUCLID 6.x

- Download and run the IUCLID 6 updater
- One upgrader for all Windows & Linux versions
  - Desktop, Win. 32-bit
  - Desktop, Win 64-bit
  - Server
- One upgrader for Mac OS
- It will update any IUCLID 6 installation to the latest version (6.2), migration included

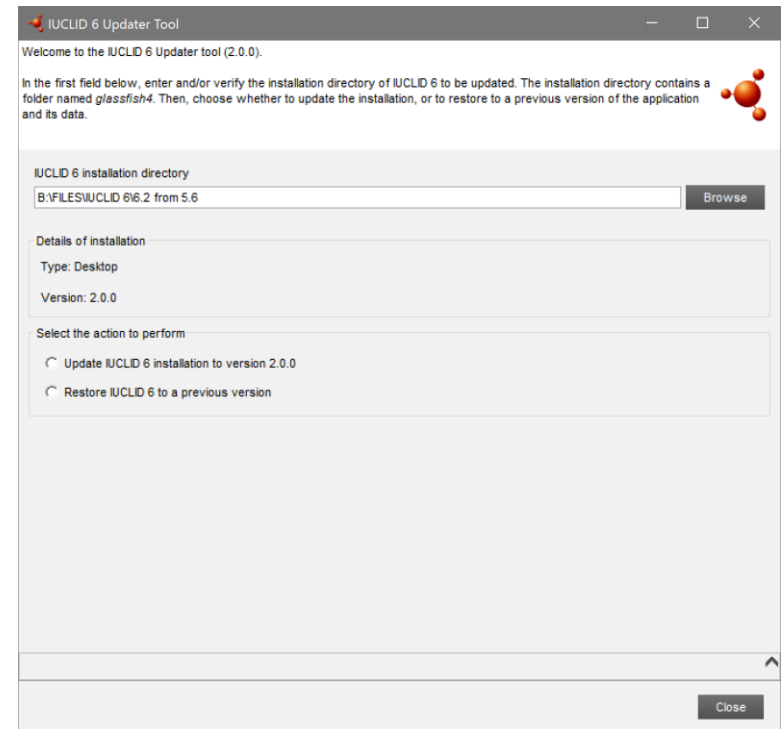
■ **IUCLID 6 updater:** this download provides all you need to update bit computers)

 Windows (347 MB) |  Mac OS X (347 MB)



## IUCLID 6 updater

- Select (or verify) your IUCLID 6 installation directory
- You can either
  - Update
  - Restore to a previous version (in case a previous update attempt failed)



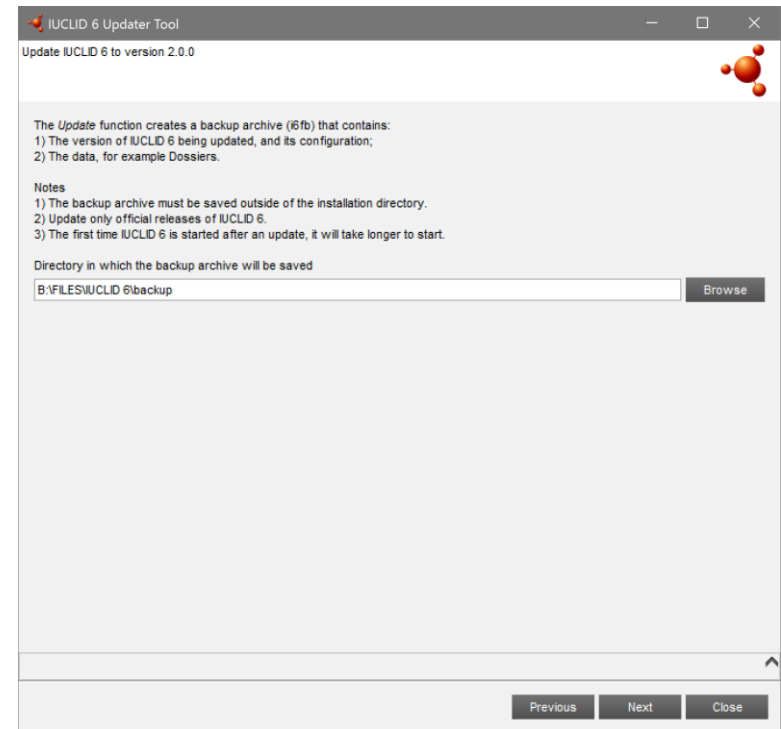


# Update



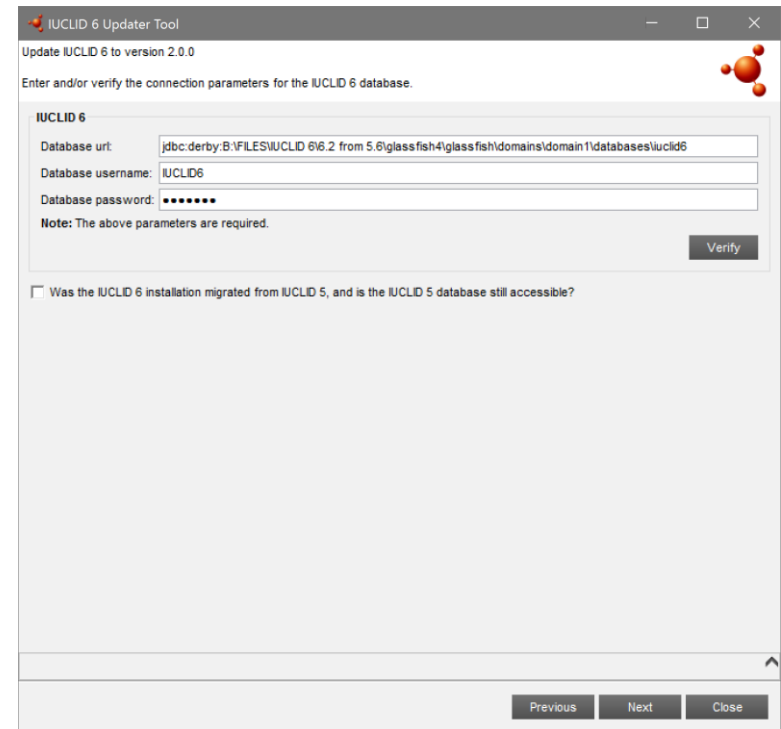
## IUCLID 6 updater

- Select a folder where a backup of your current installation will be saved
- Do not save in your IUCLID 6 installation folder



## IUCLID 6 updater

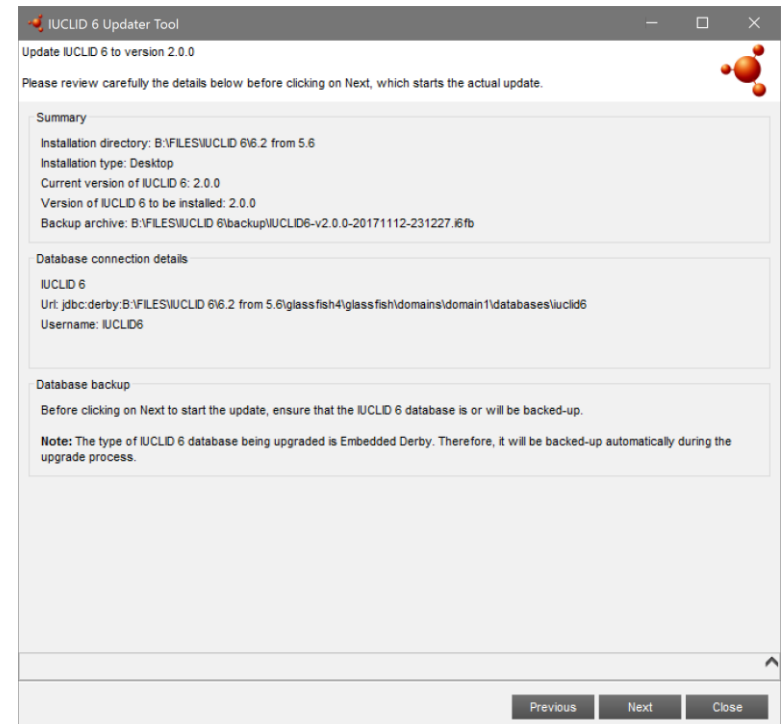
- The connection details for the IUCLID 6 database are detected, please check them
- In case you have your old IUCLID 5 database, you can enter the connection details to launch some database patches (optional and not needed if you run the patches with a previous IUCLID 6 update)



The screenshot shows the 'IUCLID 6 Updater Tool' window. The title bar reads 'IUCLID 6 Updater Tool'. Below the title bar, the text says 'Update IUCLID 6 to version 2.0.0'. The main area contains the instruction 'Enter and/or verify the connection parameters for the IUCLID 6 database.' followed by a section titled 'IUCLID 6'. This section has three input fields: 'Database url:' with the value 'jdbc:derby:B:\FILES\IUCLID 6\6.2 from 5.6\glassfish-4\glassfish\domains\domain1\databases\iucld6', 'Database username:' with the value 'IUCLID6', and 'Database password:' with masked characters. Below these fields is a 'Note: The above parameters are required.' and a 'Verify' button. At the bottom of the main area, there is a checkbox labeled 'Was the IUCLID 6 installation migrated from IUCLID 5, and is the IUCLID 5 database still accessible?'. At the very bottom of the window, there are three buttons: 'Previous', 'Next', and 'Close'.

## IUCLID 6 updater

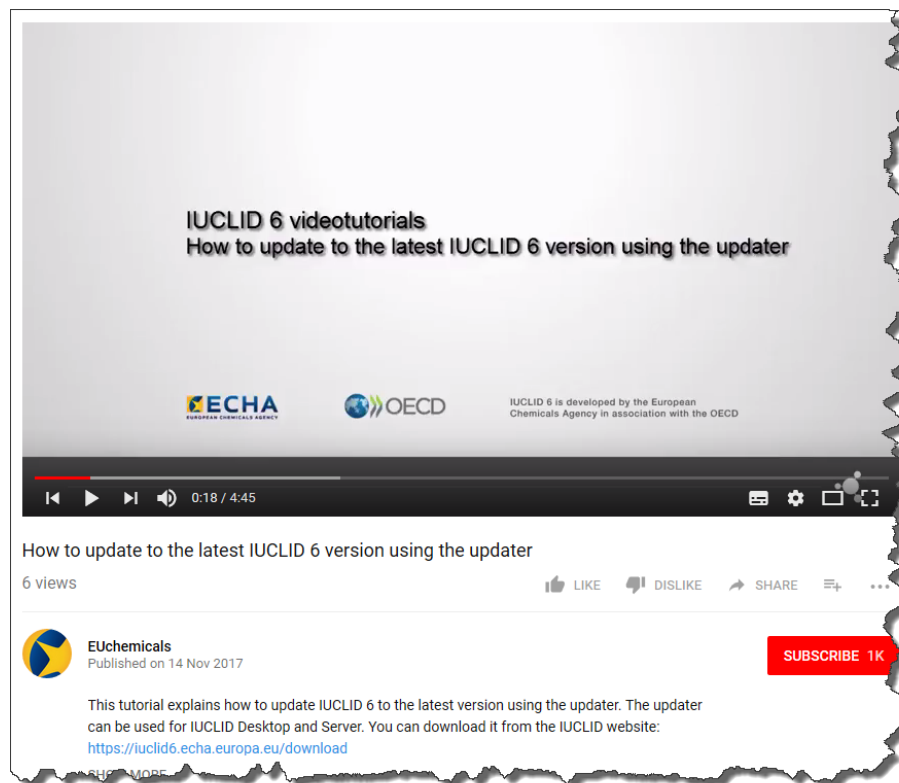
- A summary of the actions that will take place is displayed before launching the update



## IUCLID 6 updater - Video tutorial

- A new video tutorial is available in YouTube to guide the user through the different steps of the updater
- Please have a look!

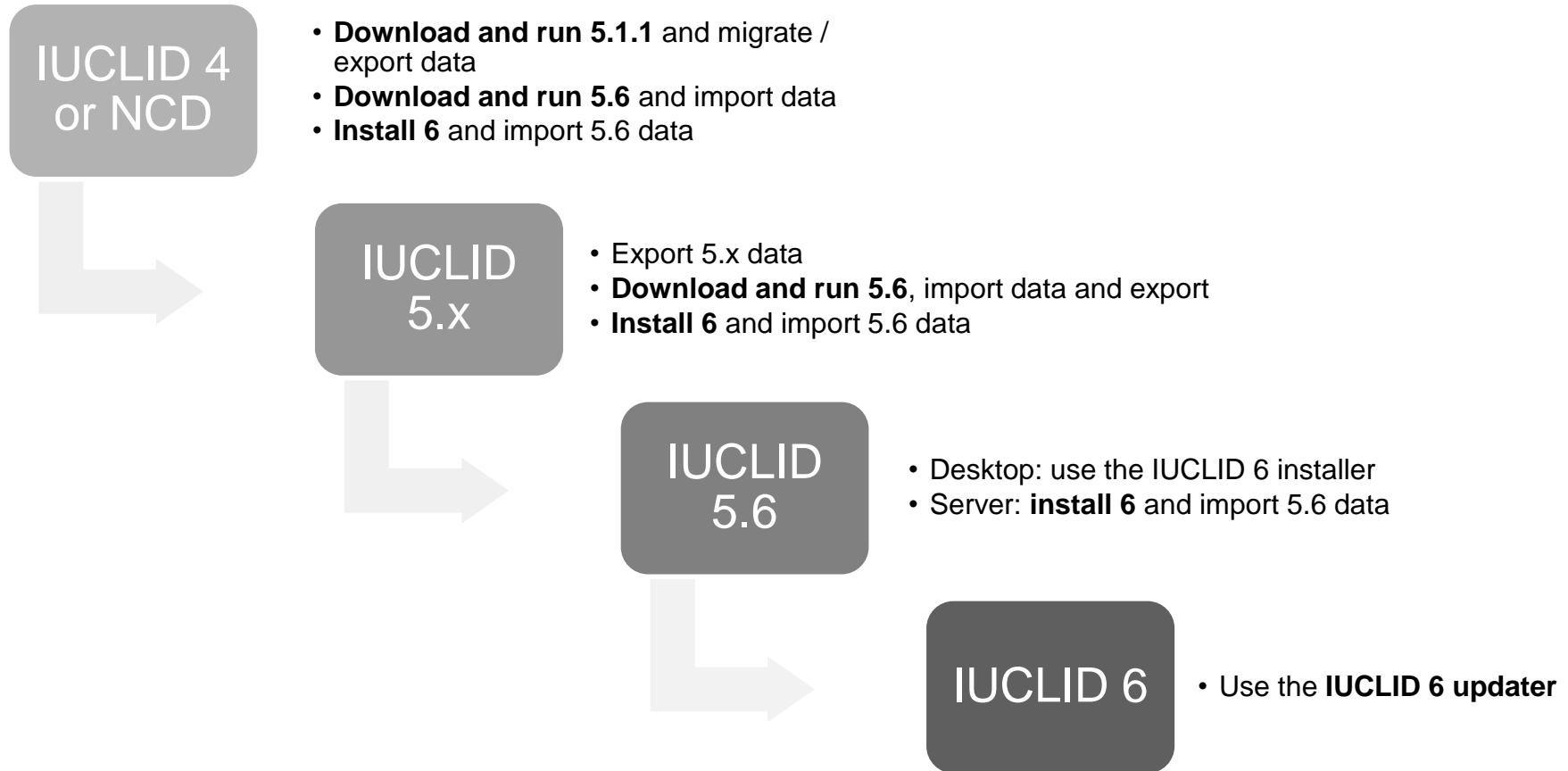
<https://youtu.be/attg0gSc-AM>



The screenshot shows a YouTube video player with the following content:

- Video Title:** IUCLID 6 videotutorials  
How to update to the latest IUCLID 6 version using the updater
- Logos:** ECHA (European Chemicals Agency) and OECD.
- Text:** IUCLID 6 is developed by the European Chemicals Agency in association with the OECD.
- Player Controls:** A progress bar at 0:18 / 4:45, and icons for play, volume, and full screen.
- Video Description:** How to update to the latest IUCLID 6 version using the updater
- Views:** 6 views
- Engagement:** Like, Dislike, Share, and a red 'SUBSCRIBE 1K' button.
- Channel:** EUchemicals, Published on 14 Nov 2017.
- Text:** This tutorial explains how to update IUCLID 6 to the latest version using the updater. The updater can be used for IUCLID Desktop and Server. You can download it from the IUCLID website: <https://iuclid6.echa.europa.eu/download>

## Different processes depending on your starting point





IUCLID 6 is developed by the European Chemicals Agency in association with the OECD

